

International Leather Craft Exhibition (ILCE)

[Important Notice]

Please read and fully understand this section before applying.

Things to be careful about when filling out the Application Form

- Please note that a Google account and a valid e-mail address are required for the system to function properly.
- Before filling out the entry form, please make sure to read the entry requirements carefully.
- If you are submitting multiple entries, you must complete the process separately for each entry.
- Please be sure to include a photo of your work, as it will be used for judging, display, and catalog photography.
- ※While we will refer to the submitted photo, the final composition of the work in the catalog will be determined at our discretion.
- The award certificate, catalog, and captions will be prepared based on the information provided in the entry form.
- Please review your submission carefully to ensure there are no mistakes.
- When entering dimensions, please refer to the "How to Measure Your Artwork" section below and enter the values in centimeters (cm) using numbers only.
- After completing your application, please confirm that you have received a confirmation e-mail.
- If you do not receive a confirmation e-mail, your e-mail address may have been entered incorrectly, or the e-mail may have been sent to your spam folder. If you do not receive the Application Completion e-mail, please check your e-mail address and try submitting the form again.

Precautions about your Artwork

- If your work is designed to be hanged on wall, make sure that it is ready to be displayed (attach fixtures and strings).
- If your work is framed, please do not include glass or acrylic cover.
- Select unbreakable type frame.
- ※We cannot compensate for any damage to the product.
- The pictures of your work will be posted in our pictorial record. Also, please note that they may be posted on the Internet such as SNS.

Sending and Carry in Artwork

Entries must arrive on: **June 30th/2025.**

Please pay the return shipping fee at the time of application. If payment has not been received within three months after the end date of the exhibit, then all items remaining unpaid for will be discarded.

Send to:

**2-13-19-102 Tanashi-cho,
Nishitokyo-shi, Tokyo 188-0011 Japan
e-mail info@jlca.tokyo Tel: +81-70-1575-0472**

We will take utmost care in handling and storing your work. However, we cannot be held responsible for any damage or loss, therefore please purchase insurance for your own.

Please download the "Artwork Attachment Form" from the bottom of this page, fill it out, and attach it to your artwork.

Never send your work directly to the O Art museum.
The O Art museum will not be able to store your artwork.
If this condition is not met, your entry will be disqualified.

Returning and Shipping Artwork

Please check-out your work at

3:30 p.m. on July 9th/2025 (Wed.)

by showing your claim-check to the staff at O Art Museum.

If you wish to ship the item,

please pay the return shipping fee in advance via PayPal.

We will let you know if the return shipping fee paid in advance is not enough, so please pay it.

PayPal account: info@jlca.tokyo

We will do our best to pack your artwork using the materials you provide.

Please note that artworks cannot be removed during the exhibition period, including on the final day.

©For inquiries regarding entry, please contact us from "Applies" → "General Inquiries" on the website.

□After reading and understanding all the precautions, please proceed to the entry form. ↓

Judging Results


- The results will be announced at O Art museum.
- The results will be sent to the registered e-mail address by the end of July after the exhibition.
- We will not notify you of the Results in advance.
- No objections accepted for the result of judgment.

How to Measure Your Artwork

(W:Width H:Height D:Depth)

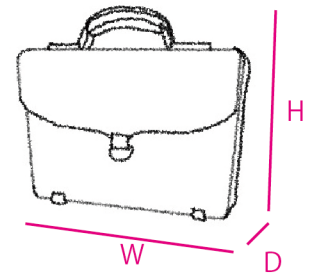
Pictures

※Including the frame.



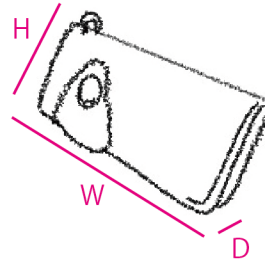
Bags

※Measurements do not include straps.



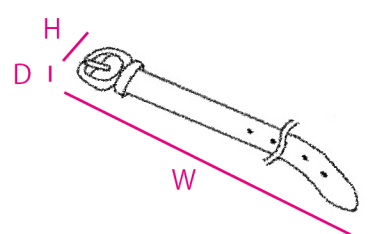
Pocket Items (e.g., long wallets)

※Measurements are taken based on their natural orientation.

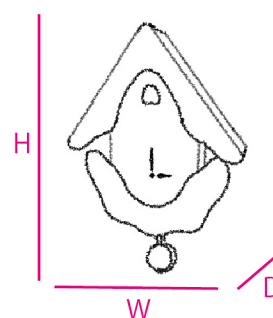


Wearing Apparel (e.g., belts)

※Measurements are taken based on how the item is worn.



Household Items (Wall-mounted)



Household Items (Stationary)

